

How to make social media safer for children

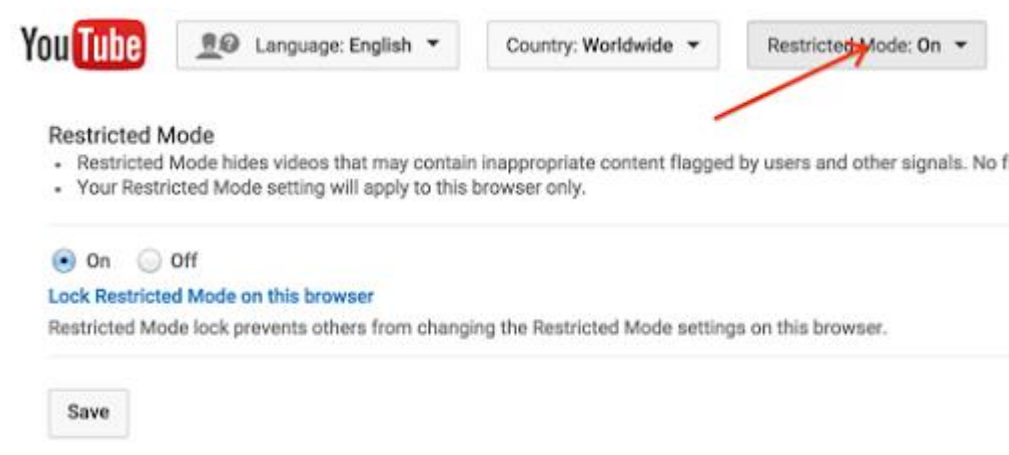
Setting safety and privacy settings for the most popular social media apps. Part 2: YouTube (and YouTube Kids), Pinterest, Tumblr, Gmail



YouTube

Minimum age: 13 for an account, no minimum to watch videos

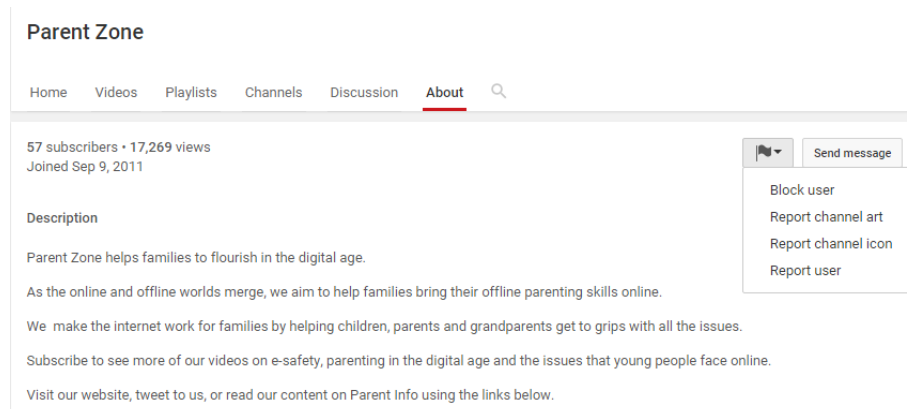
YouTube is very popular with children of all ages. You can watch videos without creating an account or (over 13s only) log in with a Google account to upload videos, comment and vote. If you're worried about your child watching inappropriate content on YouTube, you can set up Restricted Mode. From your computer or tablet, click on the **drop-down menu** at the bottom of any page on YouTube and select '**On**'. To prevent your child from making changes, **lock** Restricted Mode for that particular browser – you'll need a YouTube account to do this.



The screenshot shows the YouTube interface with the 'Restricted Mode: On' dropdown menu highlighted by a red arrow. Below the menu, the 'Restricted Mode' section is visible, showing the 'On' radio button selected and a 'Save' button at the bottom.

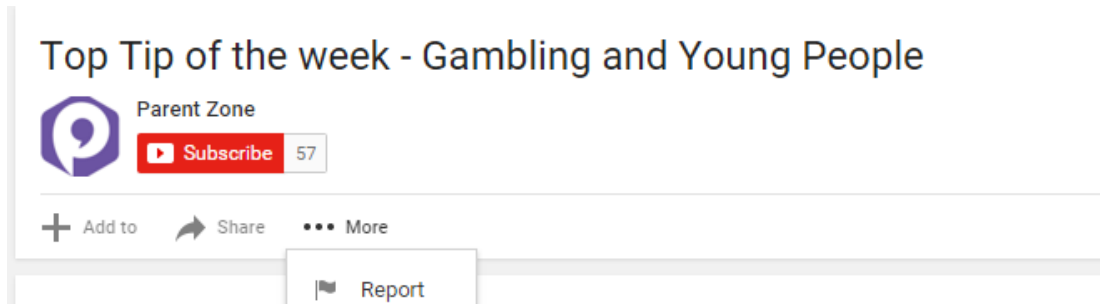
To access Restricted Mode on mobile, you'll need to go to the Menu and look under Settings.

YouTube also allows you to flag, report and block videos, comments and accounts. To block or report a user, go to their channel, click **About**, click the **flag** icon and choose from the drop-down menu.



The screenshot shows the 'About' page for the 'Parent Zone' channel. The 'About' tab is selected in the navigation menu. A dropdown menu is open, showing options: 'Block user', 'Report channel art', 'Report channel icon', and 'Report user'. The channel information includes 57 subscribers, 17,269 views, and a join date of Sep 9, 2011. The description states: 'Parent Zone helps families to flourish in the digital age. As the online and offline worlds merge, we aim to help families bring their offline parenting skills online. We make the internet work for families by helping children, parents and grandparents get to grips with all the issues. Subscribe to see more of our videos on e-safety, parenting in the digital age and the issues that young people face online. Visit our website, tweet to us, or read our content on Parent Info using the links below.'

To report a video, click on **More** and select **Report**.



To report a comment on a video, hover over the comment, click the arrow in the top right corner and use the **Report spam or abuse** link.



YouTube Kids

YouTube Kids is designed for children aged 12 and under

Google recently launched the YouTube Kids app, designed to offer only child-friendly content. You can't make comments or upload your own videos to YouTube Kids.

Parents can also turn off the search feature and set a time limit for how long their children can browse.

All the videos on YouTube Kids should be appropriate for children, but if you come across something you think has made it through by mistake, you can report it. Tap the **menu** icon at the top of the video player, choose **Report** and then choose **Yes**.

You can find information for parents here: <https://support.google.com/youtubekids/>

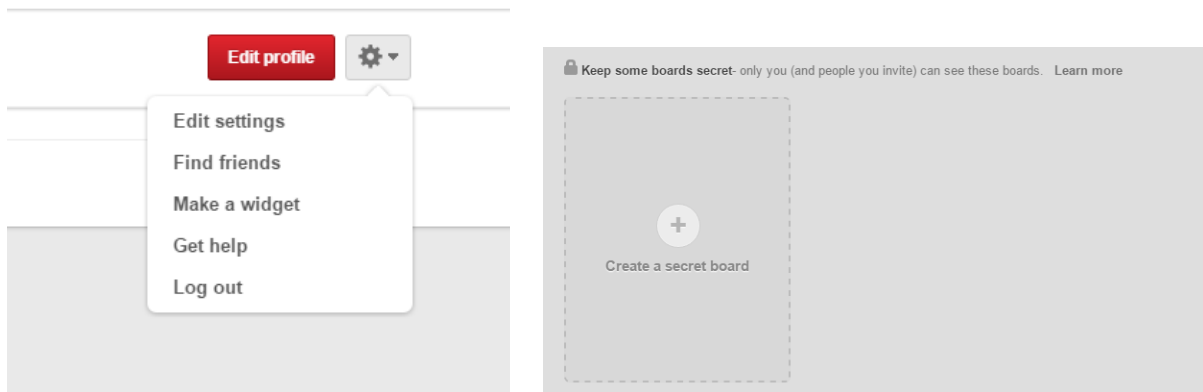


Pinterest

Minimum age: 13

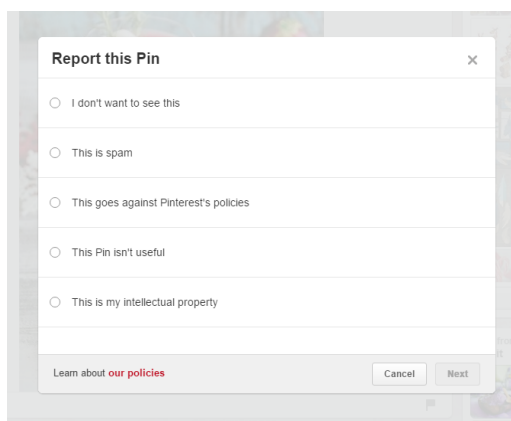
Pinterest is a service for sharing and organising images, videos and other media. Users upload their own content (called Pins) to their Pinboards. They can also save (or pin) other media that shows up in their Pin feed to their Pinboards.

To keep a Pinboard from showing up to search engines, under your name at the top of Pinterest, click the **gear** icon, **Edit settings**, and change **Search Privacy** from **No** to **Yes**. Click **Save settings** to confirm the change.



You can't completely hide your Pinterest profile from other users, but you can make specific Pins private by putting them on a secret Pinboard. Secret boards are only visible to you unless you give other users permission to view them. (See above, right)

To report an inappropriate Pin in your Pin feed, click the **flag** icon at the bottom of the image and choose your reason from the pop-up menu.





Minimum age: 13

Tumblr is a blogging platform popular with young people. It's especially popular with photo bloggers, but you can post and re-blog all different types of content.

Tumblr lets you create additional blogs in addition to your primary blog (the original, first one you create when you sign up to Tumblr). Your primary blog has to stay public, but you can make secondary blogs private, meaning other users will need a password to look at them. Secondary blogs don't have access to some of Tumblr's social features.

Create a new blog

This additional blog can be managed by multiple authors or set to private.


Note: If you want to Like posts or Follow other users with this blog identity, you must log out and create a separate account.

Learn more about [Primary vs. Secondary blog features here](#).

Title	<input type="text"/>	(ie. Acme Corp, Sara & Jacob, My Awesome Blog)
URL	<input type="text" value=".tumblr.com"/>	(you can change this at any time)
Privacy	<input type="checkbox"/> Password protect this blog This blog can only be viewed by people who enter this password: <input type="text"/>	

Are you a robot?

I'm not a robot




reCAPTCHA
Privacy - Terms

Create blog

Cancel

To report something on Tumblr, go to <https://www.tumblr.com/abuse> and fill out the form.

You can add someone who's bothering you on Tumblr to your **Ignored Users** list by going to the list of blogs you're following and clicking **block users**.

Spotlight	People you know	Following 1 Tumblr
<input type="text" value="Enter a username, URL, or email address to follow"/>		<input type="button" value="Follow"/>
 staff Updated 8 hours ago		<input type="button" value="Unfollow"/>
<p>If you need to, you can block users.</p>		

Follow the link to your **blog settings** page, scroll to the bottom, enter the name of the Tumblr you'd like to block in the **Blocked Tumblrs** box and click **block**.

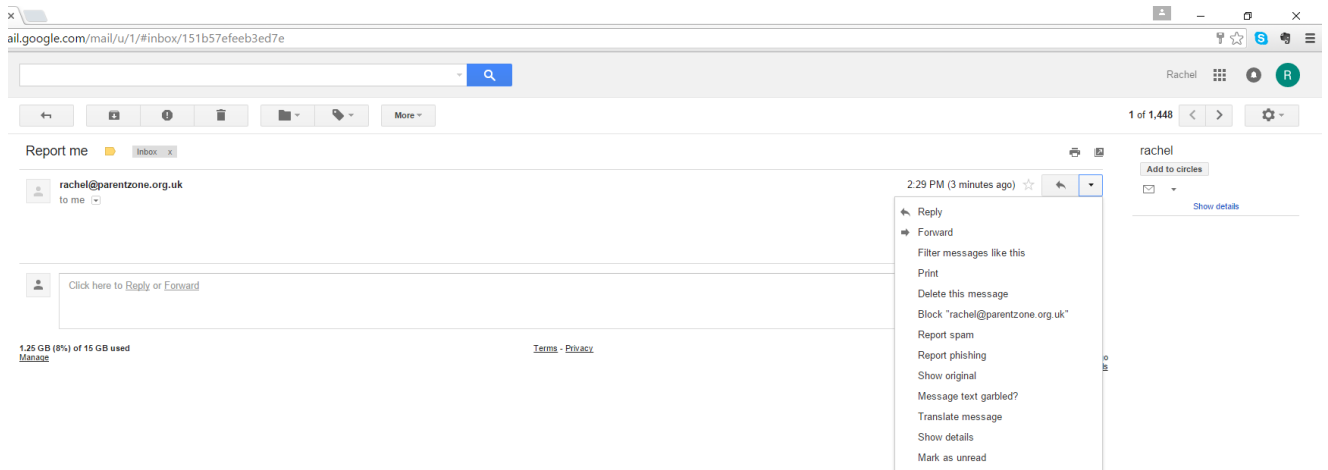


Gmail

Minimum age: 13

Gmail is Google's email service. It's very popular, including with teens. If your child uses Gmail, they should make sure they've set a strong password and shouldn't share it with anyone.

If your child receives any suspicious messages via Gmail (like emails that ask for personal or financial information), they can report them to Google. Click on the **arrow** next to the **reply** button and select **Report phishing**. You can also report spam or block a particular email address from contacting you.



If you have concerns that your child being targeted online, contact the app directly, and report it to CEOP at www.ceop.police.uk/safety-centre.



Note: The different apps regularly update both privacy and safety settings. Go to the app's help section to check the current procedures. The positions of the settings may also differ on mobile and desktop versions.